



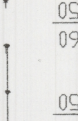

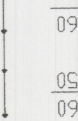




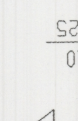


















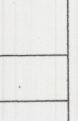













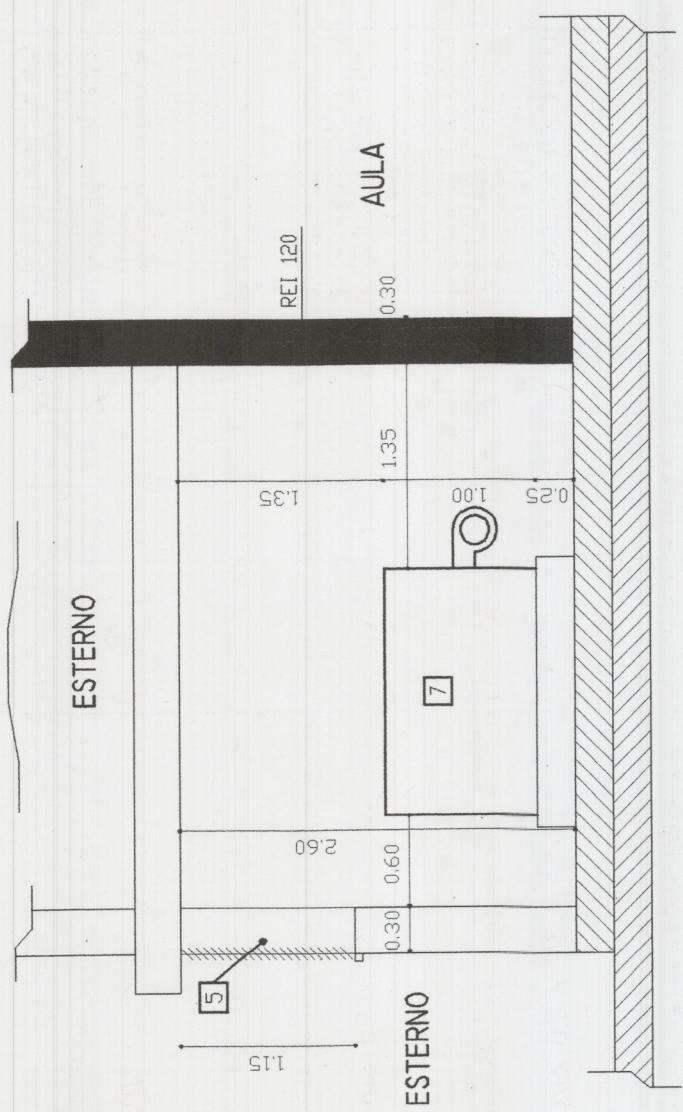
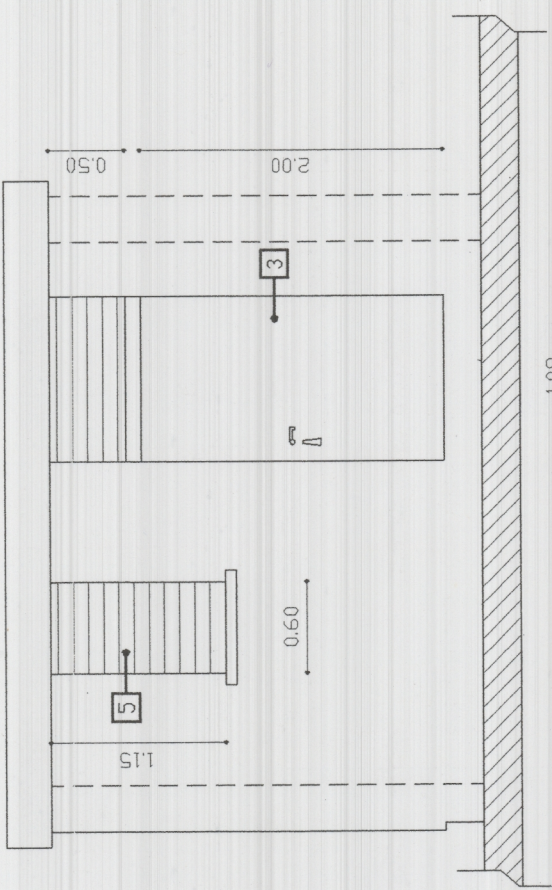


CARTELLONISTICA	N°	DIMENSIONI
<div>CENTRALE TERMICA</div> <div></div>	1	50 x 35 cm
<div>DISPOSITIVO INTERCETTAZIONE USARE SOLO IN CASO DI EMERGENZA</div>	2	35 x 25 cm
<div>INTERCETTAZIONE ELETTRICA GENERALE USARE SOLO IN CASO DI EMERGENZA</div>	3	35 x 25 cm
<div>COMBUSTIBILE GAS</div>	4	35 x 12.5 cm
<div>QUADRO ELETTRICO GENERALE</div>	5	35 x 35 cm
<div>ESTINTORE</div>	6	16 x 21 cm

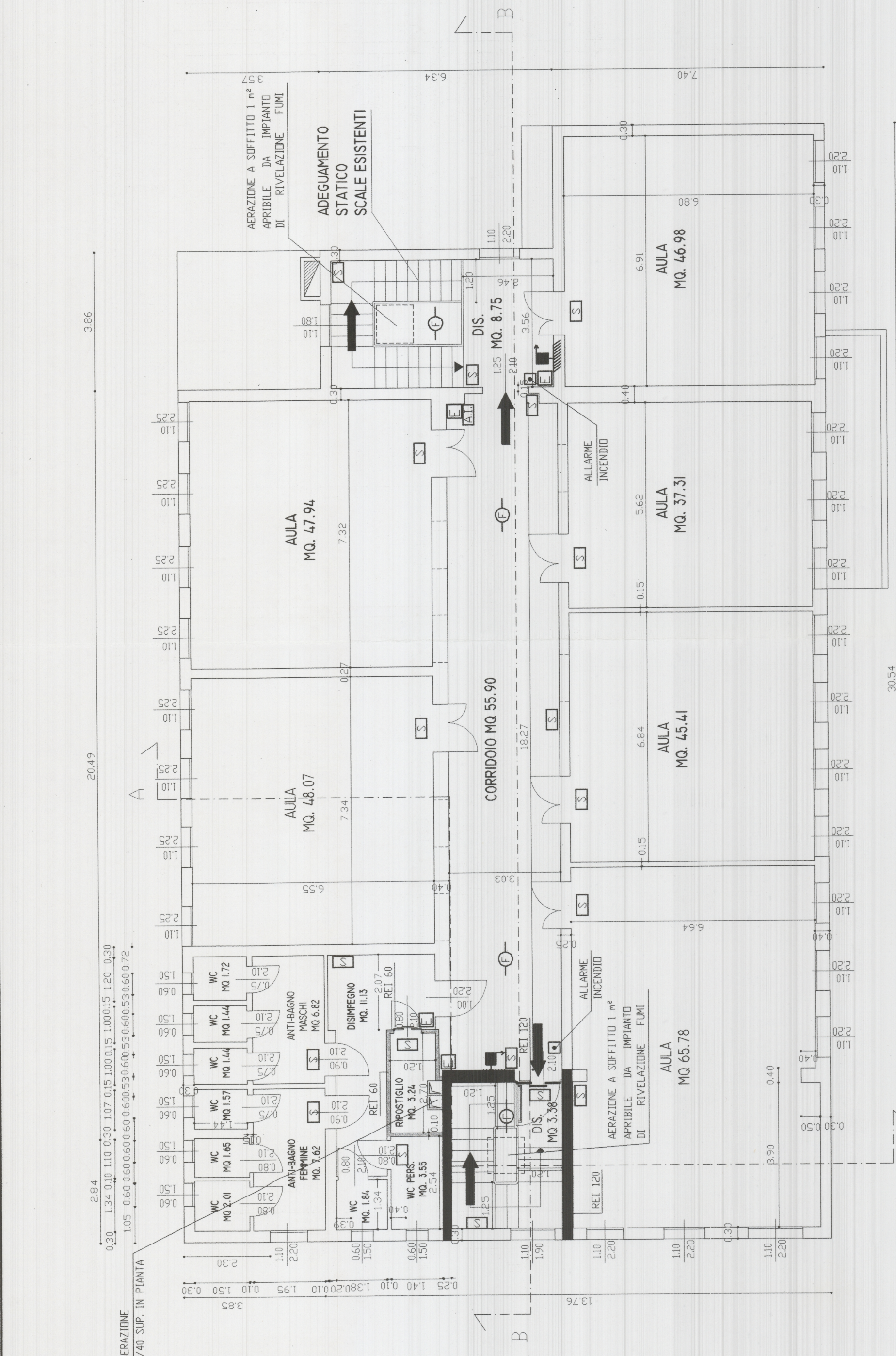


SEZIONE A - A

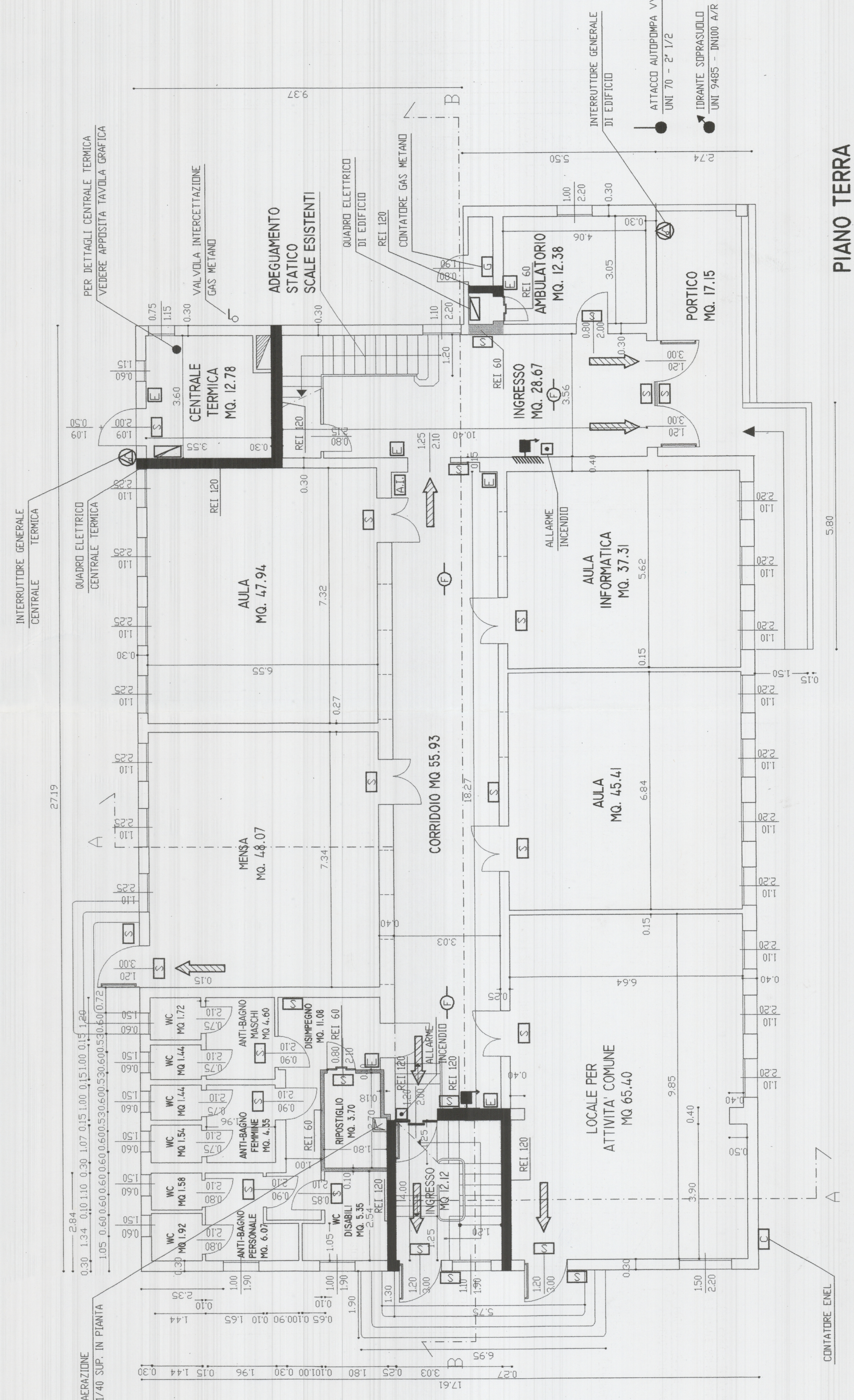


PROSPETTO NORD

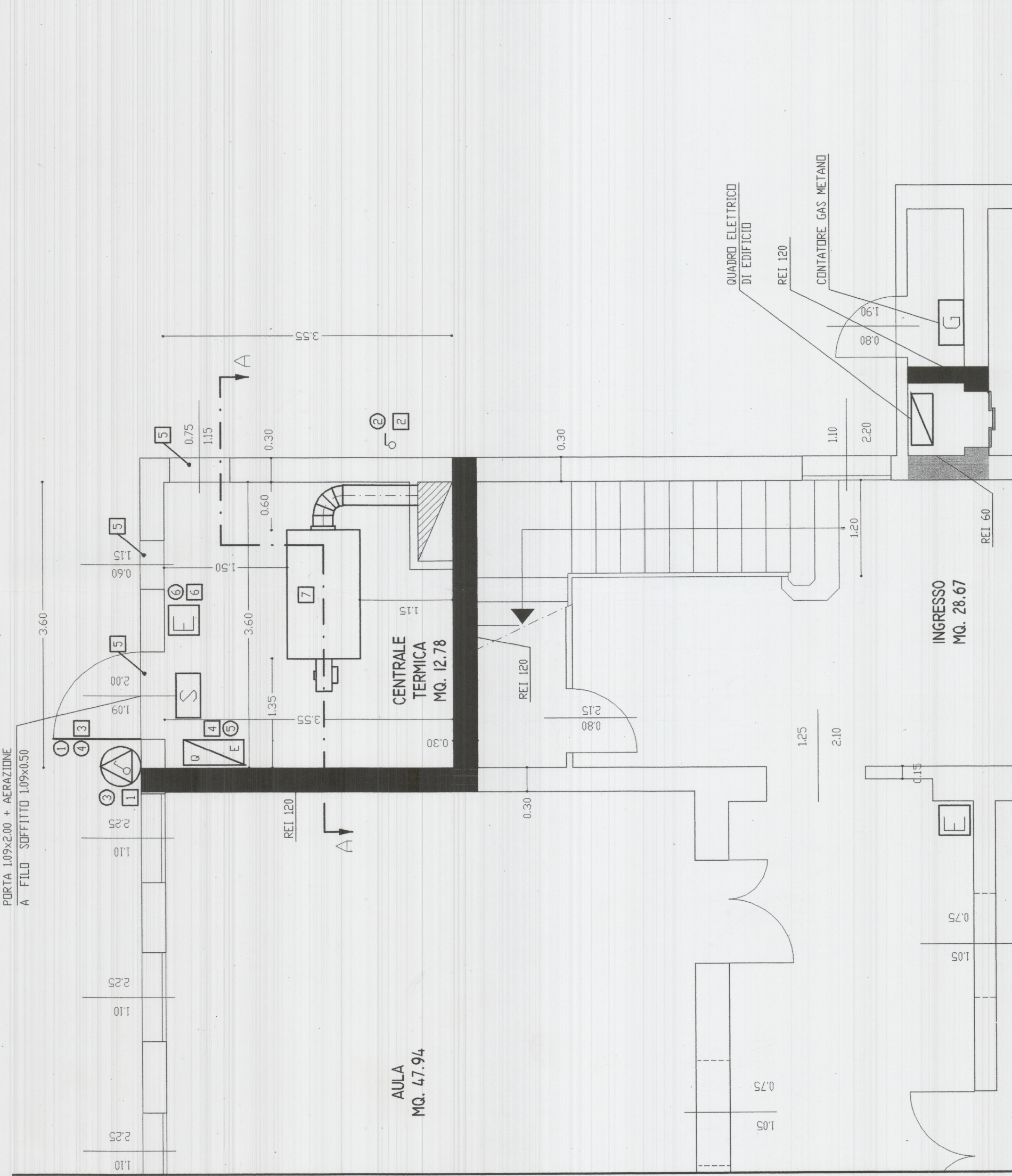
LEGENDA
1 Interruttore generale C.T.
2 Valvola di intercettazione gas metano
3 Porta metallica
4 Quadro elettrico
5 Griglia di servizio
6 Estintore portatile
7 Caccia a gas pot. loc. 258 kW






PIANO PRIMO



PIANO TERRA




PIANTA CENTRALE TERMICA

	NASPO DA 25
	ESTINTORE PORTATILE CLASSE 12A - 23BC
	DELANTE OPAPASOLO UNI 9485 DIN 100 A/R
	ATTACCO AUTOPOMPA VVF UNI 70
	PERCORSO DI USCITA ORIZZONTALE
	PERCORSO DI USCITA VERSO IL BASSO
	ELEMENTI STRUTTURALI RESISTENTI AL FUOCO REI 60
	ELEMENTI STRUTTURALI RESISTENTI AL FUOCO REI 120
	PORTA RESISTENTE AL FUOCO REI 60 CON AUTOCLOSURA
	PORTA RESISTENTE AL FUOCO REI 120 CON AUTOCLOSURA
	ILLUMINAZIONE DI SICUREZZA
	PULSANTE ALLARME ANTINCENDIO
	SIRENA ALLARME INCENDIO
	VALVOLA DI INTERCETTAZIONE GAS METANO
	INTERRUTTORE GENERALE
	QUADRO ELETTRICO
	CONTATTORE ENEL
	CONTATTORE GAS METANO
	REVELATORE DI FUMO

COMANDO PROVINCIALE VIGILI DEL FUOCO
Pratica n° 7562
Per il parere si veda la nota allegata
Prot. n. 3239 del 24 FEB 2000
IL RESPONSABILE DEL PROCEDIMENTO
24 FEB 2000
IL 3239 PROT.





POVOLERI per. ind. ERNESTO
Via A. Volta, 38 - 35031 Abano Terme (PD) - Tel. 049866189

A01

Impianti Tecnici

CITTÀ DI ABANO TERME
Richiesta di Parere di Conformità Antincendio
Scuola Elementare "F. BUSONERA"

Prog.

Dis.

Viso

Scala 1:100 - 1/50

Data 02-2000

App.

Est.

Proprietà riservata ai sensi di legge sulla proprietà letteraria